


ROLL-UP BANNER INSTRUCTIONS

1

STRAIGHTEN
THE POLE




2

INSERT POLE
INTO HOLE
ON TOP
OF BASE



3

GRAB TOP
OF BANNER
AND PULL UP




4

CLIP TOP
OF BANNER
ONTO TOP
OF POLE



5

REPEAT
STEPS 2 TO 4
FOR DOUBLE
DISPLAY
BANNERS



FREE CALL 1300 881 602
dsmdisplays.com.au

